

- Snapshot Date is June 13th, 2022
- Reporting period is June 14th, 2021 to June 13th 2022
- Reporting date is December 13th, 2022



---

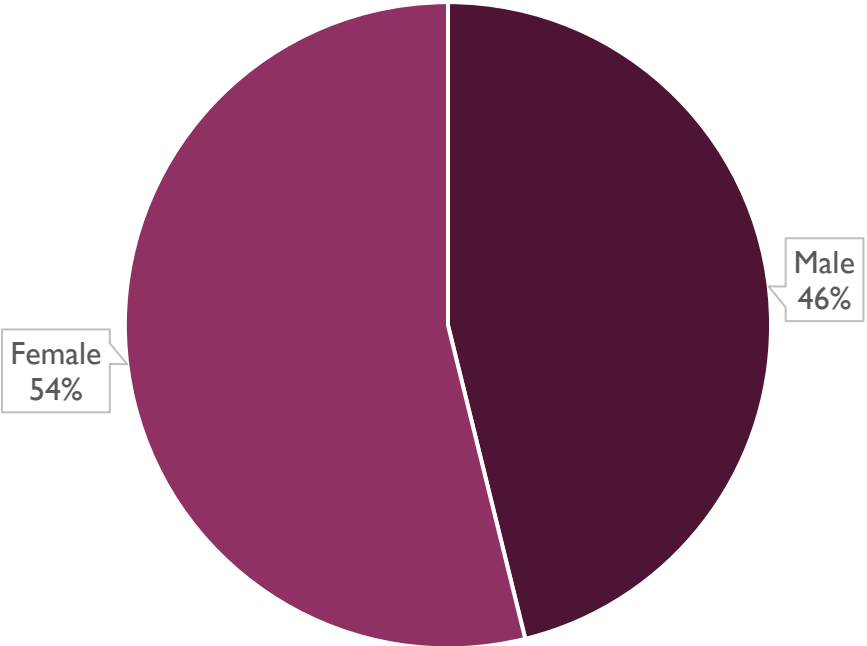
# Gender pay gap report

# Freshways Food Company

---

# Freshways Gender breakdown

Number of Employees

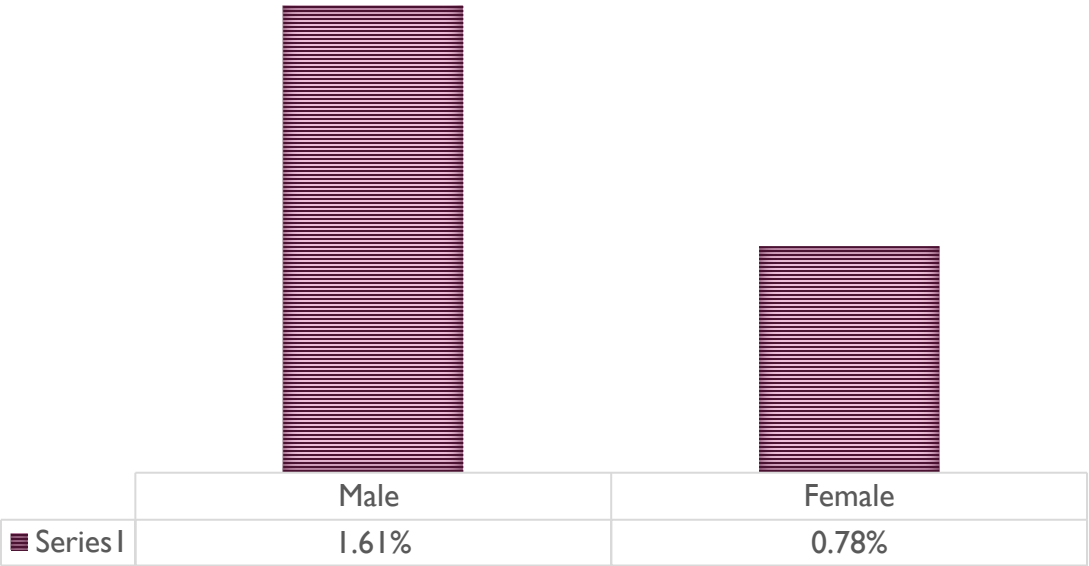


<b>Gender</b>	<b>Number of Employees</b>
Female	147
Male	126
<b>Total</b>	<b>273</b>

# Benefit In Kind

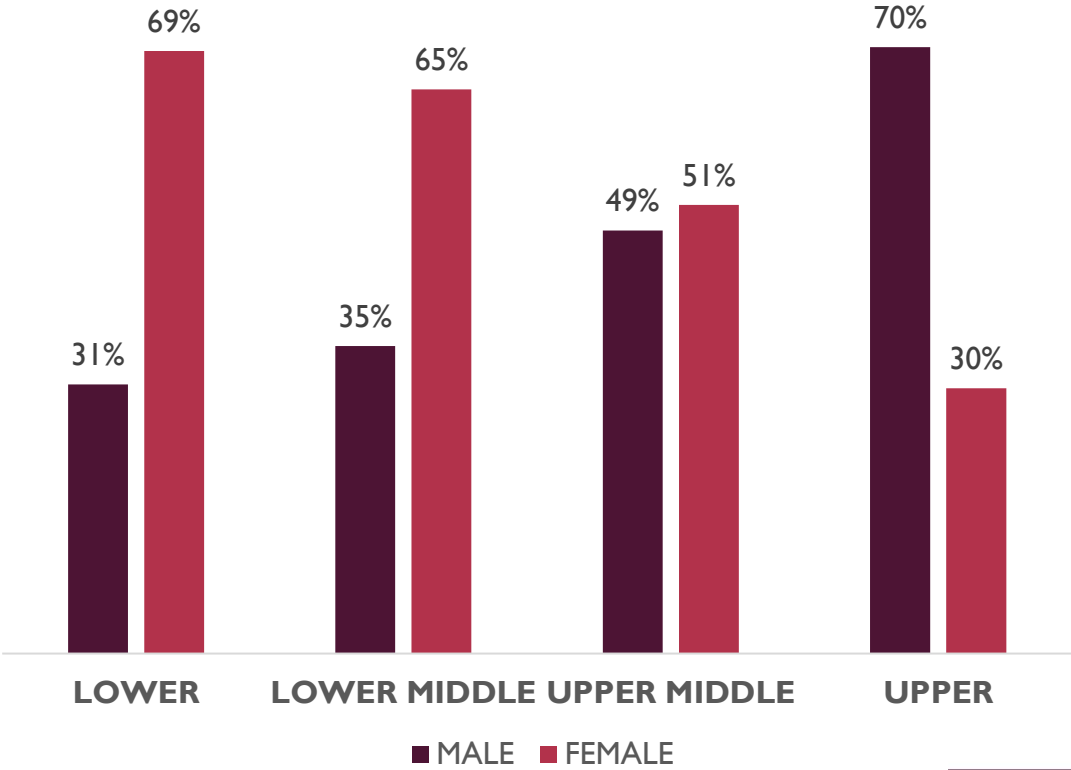
% of Male & Female employees who received Benefit In Kind

## BENEFIT IN KIND



# Gender pay gap by Quartiles

- Lower Quartiles
- Lower Middle Quartiles
- Upper Middle Quartiles
- Upper Quartiles



## The difference between the mean hourly remuneration of all relevant employees of the male gender and that of relevant employees of the female gender

### All employees

- Mean: 24.14%
- Median: 25.9%

### Temporary Employees

- Mean: 100% (One Male)
- Median: 100%

### Part time Employees

- Mean: 2.7%
- Median: 2.4%